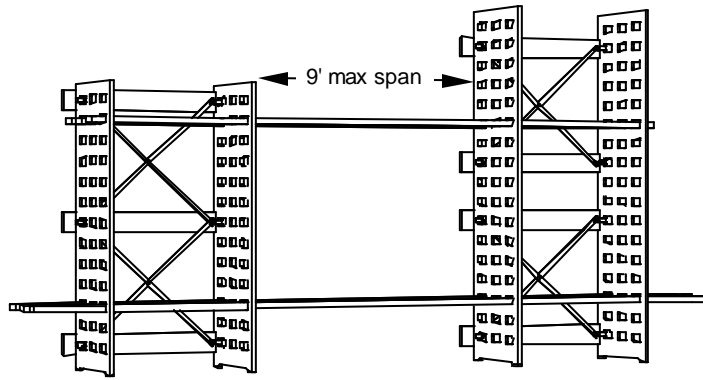
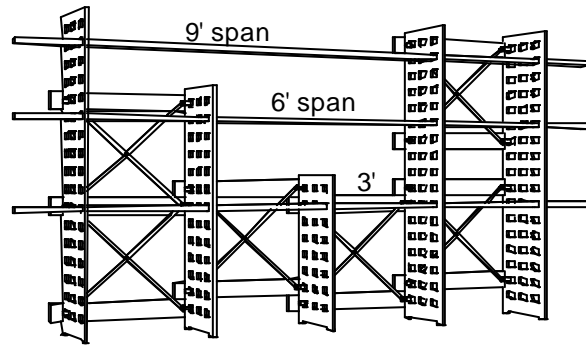


Store All Shelving™

Configuration Examples



Requires 2 each R-70, 2 each R-90 & 4 each B-36*

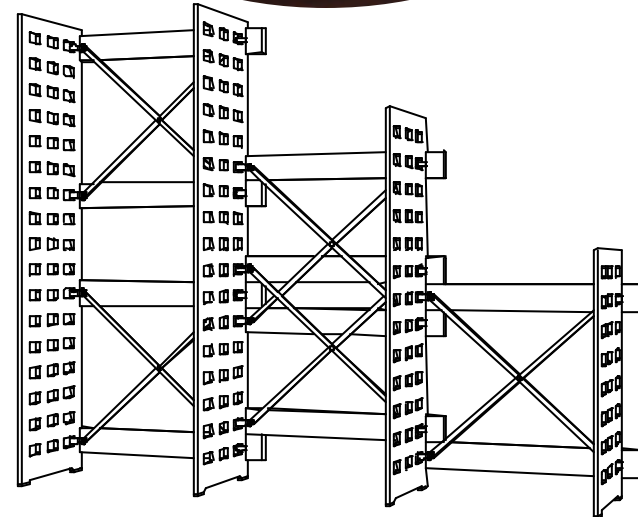


For 3' span, load rating is 30 lb/ft² for 2x4s and 15 lb/ft² for 1x4s
 For 6' span, load rating is 15 lb/ft² for 2x4s and 7.5 lb/ft² for 1x4s
 For 9' span, load rating is 10 lb/ft² for 2x4s and 5 lb/ft² for 1x4s

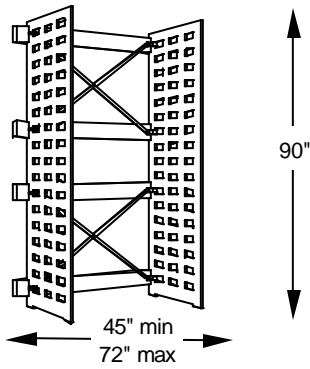
CAUTION

- Shelving boards must extend a minimum of 3½" and a maximum of 18" beyond riser
- Do not exceed 1000 lbs per riser

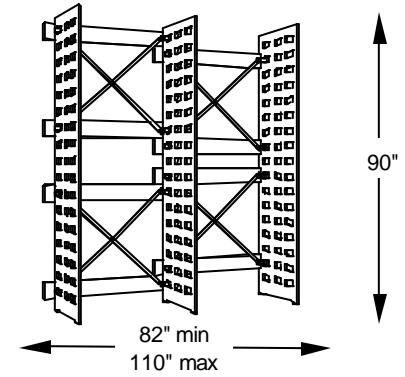
For a comprehensive list of cautions and warnings, please see the Store All Shelving Assembly Instructions



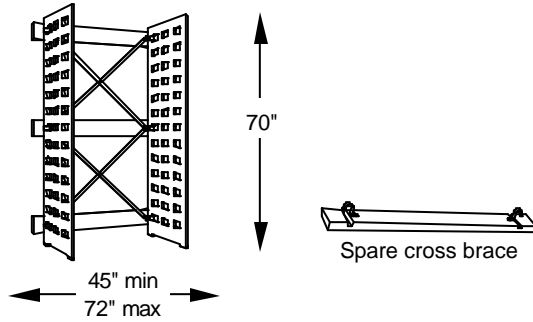
www.StoreAllShelving.com
 Inquiry@StoreAllShelving.com
 601-754-6500



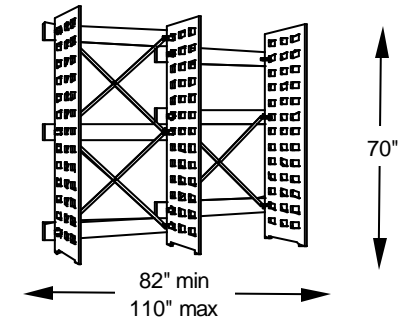
Requires 2 each R-90 & 2 each B-36*



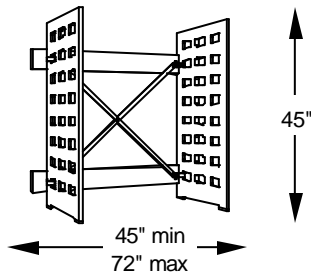
Requires 3 each R-90 & 4 each B-36*



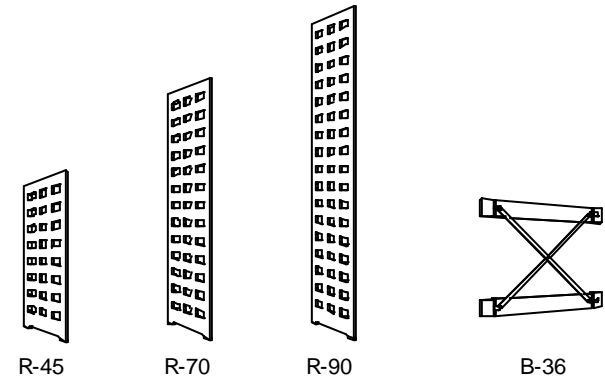
Requires 2 each R-70 & 2 each B-36*



Requires 3 each R-70 & 3 each B-36*



Requires 2 each R-45 & 1 each B-36*



Store All Shelving Components

* 2x4s and 1x4s for shelving sold separately